







Smart cookies


September is an exciting time, as you begin growing in wisdom with a new year of school and Sunday school. Be a "smart cookie" by making this special container for your kitchen. Change the pictures as your year goes by. Or fill the container with cookies to give as a gift.

What you need:

- 2 identical disposable plastic containers (rectangular and clear) 
- 1 lid
- 4 photos or drawings 
- Scissors
- Sticky bow or ribbon (optional) 
- Cookies 

What you do:

1. Cut four different pictures or drawings to fit the sides of your container. Allow the edges to slightly overlap around the four sides of one container.
2. Gently set one container inside the other. Then slide the pictures or drawings down between the two containers to cover the four sides. Press the inner container down to secure the pictures in place between the sides.
3. Fill the container with cookies, and put the lid on top of the inner container.
4. You can put a sticky bow or ribbon on the lid to make the container look like a present.



Just for KIDS

GOD'S INSTRUCTION

The Bible is a guide for how we should live. In Sunday school and at home, we learn how God loves and saves us. Solve this puzzle to find Proverbs 4:13 (NIV), which tells about the importance of God's Word.

First, write the word that means the opposite of the one given. Then write the correct letters on the number-coded lines below.

young death cold come

1 2 3 2 6 7 8 4 1 5 9 1

sweet can't no later

10 1 11 12 13 14 15 16 8 10 15 1 17

"H


4 1 2 3 1 15 5 1

6 15 10 5 12 11 13 5 6 1 15 ' 3 1

15 1 5 2 8 5 6 5 9 1 ;

9 11 14 12 3 6 5 17 8 2 2 ' 7 1 12

6 5 6 10 16 1 11 12 2 6 7 8 "



"Hold on to instruction, do not let it go; guard it well, for it is your life." (Proverbs 4:13, NIV)

Answers: old, life, hot, go, sour, can, yes, now